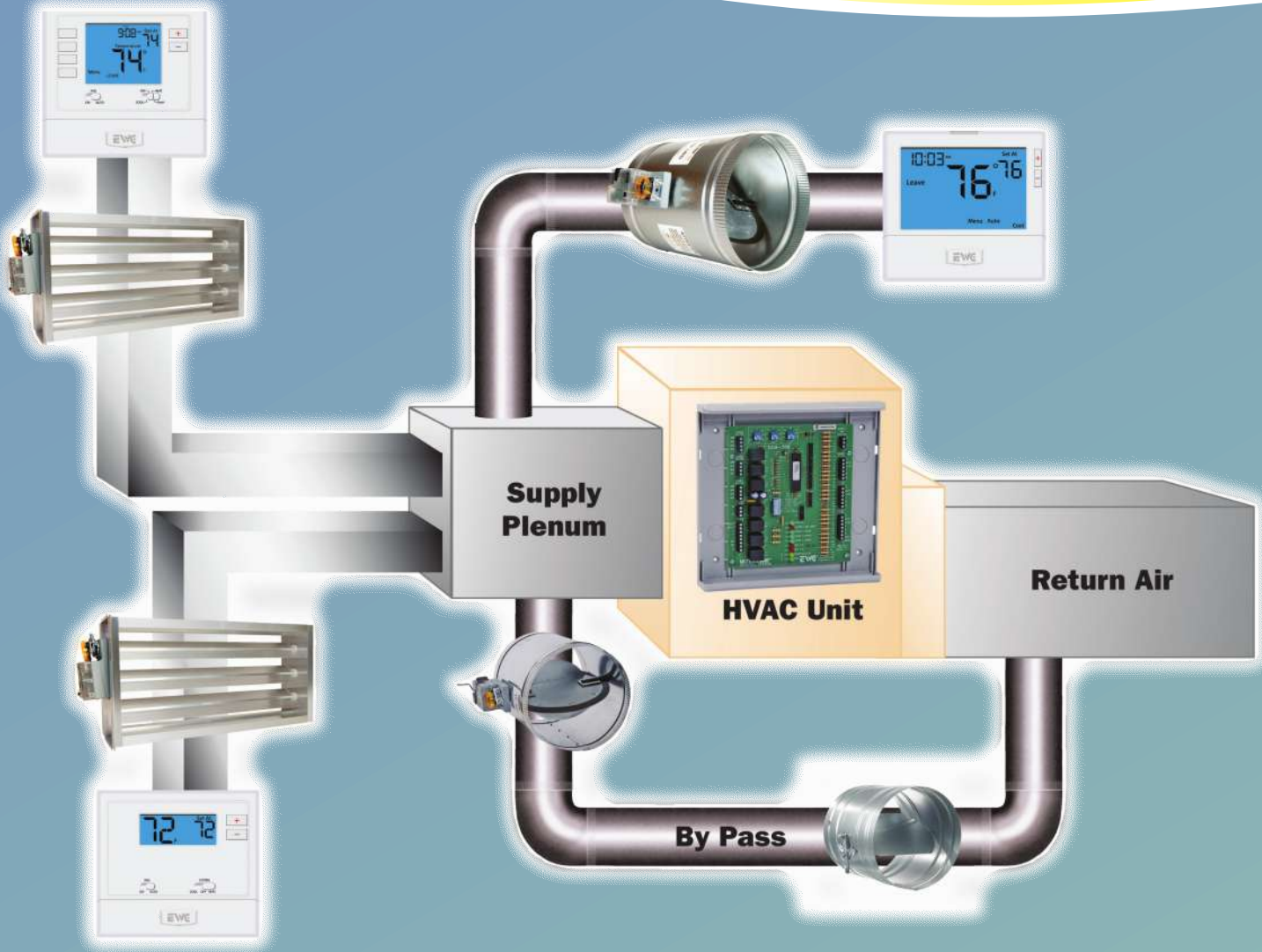


Scan for pricing



Forced Air Zone Controls

Scan for app



Excellence Without Compromise
EVC™
CONTROLS INC.

Phone: 800-446-3110 • Fax: 732-446-5362

E-Mail: info@ewcccontrols.com

www.ewcccontrols.com

385 Hwy. 33 Englishtown, NJ 07726

Proudly Manufacturing in the USA

Table of Contents

Who is EWC.....	2
How to order.....	3
The Benefits of Ultra-Zone.....	4
How Ultra-Zone works.....	5
Duct Design.....	6-7
Zone Panels.....	8-10
Zone Dampers.....	11-14
By-Pass Dampers.....	15-16
Zone Thermostats.....	17
Parts and Accessories.....	18-19
Alphabetical Product List.....	20
Limited Warranty.....	20

About EWC Inc.

In early 1961, EWC Incorporated was formed as a manufacturing company of power transformers for military and commercial use. Today, EWC Inc., transformers are located on smart guided missile systems, helicopters, airplanes, the space shuttle and many other applications. The successful growth of this business allowed EWC to expand its manufacturing capabilities and enter into the HVAC industry.

Our vast experience in designing and manufacturing military components and power transformers for all applications led us to form EWC Controls in 1988. Today, homeowners, wholesalers and contractors rely on our vast expertise and experience to provide the most reliable comfort solutions for all applications.

Eight (8) of the last Nine (9) years, EWC Controls has won the Prestigious Dealer Design Awards by offering top quality, innovative products. The Dealer Design Awards are judged by industry professionals and awarded to Industry setting products. In 2000, EWC introduced the first zone damper with directional LEDs'. 2004 saw EWC introduce the most complete comfort guide and package for wholesalers and contractors.

In 2011, EWC Controls introduced the first Communicating Zone panel built on the ClimateTalk open protocol. This industry setting, cutting edge product is well advanced of any current product offering. Once again, as recognized by our peers, EWC Controls was awarded the Dealer Design Award for this advancement in technology. In 2012 EWC Controls partnered with ACCA to help develop Manual Zr, an ANSI approved residential zoning guide. In 2016 we created the first ever Smart By-Pass.

For decades, EWC has developed and enhanced our product offering for the betterment of the industry. As we continue to grow, all of us at EWC look forward in continuing those developments of future comfort solutions and enhancements.



How To Order An Ultra-Zone System

Download our App for convenience



Control Panel



NCM
1 Stage Heat/Cool
2 Stage Heat/ 1 Stage Cool
 2-3 zones - NCM-300
 For larger zone systems
 See BMPlus series

BMPlus
1 Stage Heat/Cool
3 Stage Heat/2 Stage Cool
 2-3 zones (1) BMPlus 3000
 4-5 zones (1) BMPlus 5000
 6-7 zones (1) BMPlus 7000
 For larger zone systems
 See UZC series

UZC
1 Stage Heat/Cool
2 Stage Heat/ 2 Stage Cool
3 Stage Heat/ 2 Stage Cool
4 Stage Heat/ 2 Stage Cool
 2-4 zones (1) UZC-4
 5-6 zones (1) UZC-6
 7-8 zones (1) UZC-8
 9-10 zones (1) UZC-10
 11-12 zones (1) UZC-12
 13-14 zones (1) UZC-14
 15-16 zones (1) UZC-16
 Up to 22 zones,
 2 zone increments

Dampers



Round

4"-20" URD (3-wire PO/PC))
 4"-20" RSD (2-wire spring return)



Round

(Retrofit)
 4"-10" SID (3-wire PO/PC)



Rectangular

(W"xH") ND (3-wire PO/PC)
 (W"xH") ND-RSD (2-wire Spring Return)
 Motor is always mounted on
 2nd dimension

By-Pass Dampers (If Necessary)



Smart By-Pass
 8"-20" SBD (Round)
 W"xH" SBD (Rectangular)
 Any Size (Call Factory)

Electronic (Modulating)
 8"-20" EBD (Round)
 W"xH" EBD (Rectangular)
 Any Size (Call Factory)

Round Barometric
 8"-16" CLBD
Rectangular Barometric
 W"xH" PRD

DAPC
 Page 15



Zone Thermostats



**Digital Programmable
 Wireless Touchscreen**
 EWT-755WHO

**Digital Programmable
 Touchscreen Auto Changeover**
 EWT-721

Digital Non-Programmable
 EWT-601-2

Transformer



40VA for every (20) URD, ND, and SID dampers
 40VA for every (5) RSD and ND-RSD dampers

Why Use An Ultra-Zone System?

The Ultra-Zone zone control systems provide personalized comfort of heating and air conditioning equipment for homes and offices.

The Ultra-Zone system utilizes motorized dampers controlled by room thermostats to selectively control the temperature for each zone of the home or building. This is called “zoning.”

We are zoning off areas so that we can allow tighter control of the heating and cooling. This is very similar to the lighting and plumbing systems in a house.

You do not have one main light switch that turns ‘on’ and ‘off’ all the lights in the house, nor do you have one faucet that turns ‘on’ and ‘off’ all of the water in the house. Each system has separate controls for each room and fixture.

The Ultra-Zone system will allow that same degree of control for your heating and cooling.

Total Comfort

The Ultra-Zone system permits personalized comfort of each zone – providing temperature control where you want it... when you want it...

Added Convenience

No more running ‘up’ and ‘down’ stairs to control the temperature. We will provide thermostats in each zone.

Energy Savings

Ultra-Zone systems can reduce energy costs by 25-30% or more. By using setback thermostats, you only pay for the heating and cooling when you want it.

Common Sense

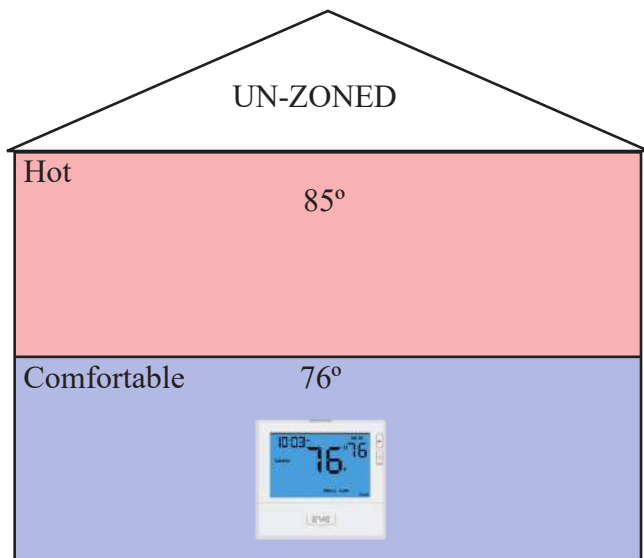
The heating and cooling equipment makes up the largest part of the monthly utility bill. Why not control these items the same way you do with your lighting and plumbing?

Why use an ULTRA-ZONE system over TWO units!

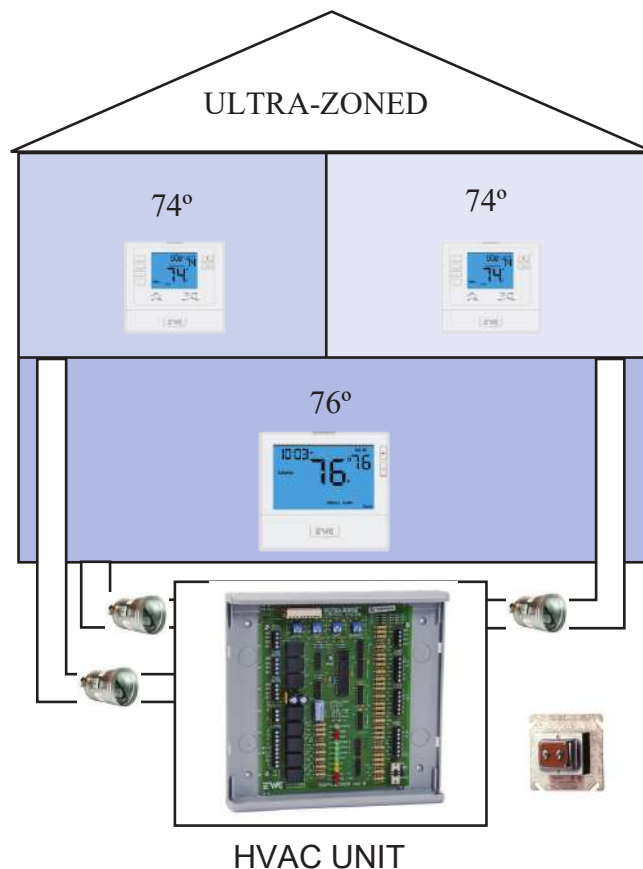
Some contractors are installing two heating and cooling units to try and satisfy the comfort needs of homeowners. This is an expensive alternative to an Ultra-Zone system. Two units cost more to install and maintain. One unit and a damper system is far less expensive than the cost of the second furnace. The cost of two units drastically increases when an additional air conditioner is installed. For example, in place of using two 2 ton heating-cooling sys-

tems, an Ultra-Zone system can be used with one 4 ton unit at an average savings of 30-35% of the overall cost. This cost reduction comes from eliminating duplicate work and installations. With one unit, the installation is much faster and the material will cost less. With lower costs to the homeowner and more comfort features as its benefit, the Ultra-Zone system is highly recommended over installing two units.

WINTER CONDITIONS



With one thermostat the entire house is one zone, making it difficult to control the comfort level throughout the house.



With multiple thermostats (zoning), occupants can maintain their desired temperature set point upstairs and downstairs independently of each other.

How the ULTRA-ZONE System works.

The purpose of the Ultra-Zone system is to provide total comfort in the home and office. Motorized dampers are “opened” or “closed” by thermostats based on the temperature set point of the homeowner. The damper system will control the airflow through the ductwork and deliver ONLY the desired air to the desired location. Each thermostat has the ability to turn on and shut off the heating and cooling. The Ultra-Zone system can accommodate over 20 zones. This means that over 20 thermostats can be installed in a home or building to control the temperature in each zone.

There are very few Ultra-Zone components that are needed to make the zoning system function. The control panel is the “brain” of the system. The zone thermostats allow independent temperature control, and the zone dampers control the airflow to the zone thermostats. A transformer is needed to power the system and occasionally a by-pass damper may be required.

The basic components of an Ultra-Zone system are:

- 1) A Control Panel
- 2) Zone Thermostats
- 3) Zone Dampers
- 4) Dedicated Transformer
- 5) By-pass Damper (If necessary)

Along with some thermostat wire, the above are the only components that are needed to install an Ultra-Zone system. The above diagram shows a typical installation with all of the components needed for a zoning system.

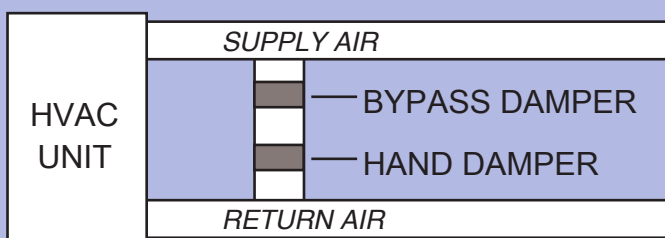
Ultra-Zone Duct Design

When laying out a duct system for a job that will include an EWC Controls zoning system, many people think that there needs to be drastic changes to accommodate the zoning feature, this is not so. The ducts still need to deliver an adequate amount of CFM to the zoned area as they would if it were not zoned. The square footage of the home or building is not changing. What will change is the amount of square footage that will need to be heated or cooled at the same time. With zoning allowing for setback thermostats and different temperature settings throughout the home or building during the day and night, demand on the heating and cooling equipment should be a lot less due to zoning off areas that will not need to be heated or cooled during certain times of the day.

Since the heating and cooling requirements are now going to be controlled through zones, the concern is the excess pressure, or build up of pressure, from closed zones. What this means is that when some zones are in setback mode, the airflow to those zones will be shut off. The airflow will cause a pressure build up in the duct system which will be dealt with by using a form of “Bypass” to alleviate that pressure build-up. There are several ways of dealing with this excess pressure and what works for one contractor may not work for another, but EWC has some long standing rules that should be followed. These rules are important to follow to ensure proper airflow throughout the system and to ensure proper operation of the EWC Controls zoning system. EWC Controls follows the principles outlined in the ACCA Manual Zr zoning guide.

- When using a “By Pass” back to the Return it is suggested to use a Volume Control Hand Damper. Model # ND-HD or RD-HD in the ByPass Return Run.

Figure 1

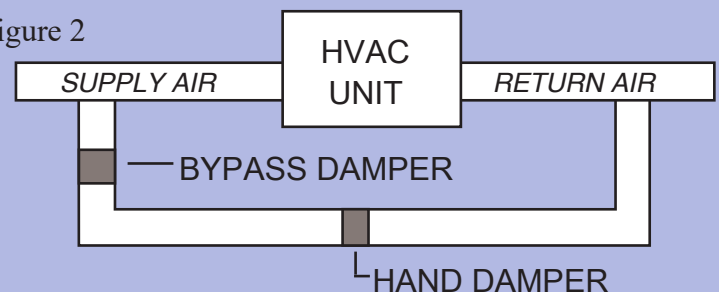


- 100% of the rated CFM must always move through the Air Handler when zoning with Heat Pumps and High cooling demand areas (i.e. Florida).
- Always assume the worst case scenario, which is the smallest zone will be the only one to call at any given time.
- EWC Controls recommends the use of the SBD (Smart Balancing By-pass Damper) on all zoning installations. EWC Controls highly recommends the use of the SBD on all 3 zones or more applications, as well as systems that will exceed 2000 CFM.

As stated previously, there are several ways to accomplish these rules. EWC Controls recommends two types of methods for two different types of applications. The first application (not recommended for high cooling demand areas) is on 2 and some 3 zone jobs when there is no room to install a bypass damper. On these jobs it is possible to oversize the supply ducts to handle the increased pressure of closed zones. For example, oversize each zone supply duct to handle 65%-70% of the CFM. This way when the other zones close, the one calling can handle the pressure safely. The supply ducts should never be oversized more than 20% of their intended capacity. (This method will reduce the velocity of the system so it is important to know your customer’s expectations of the system.)

The BEST method for relieving excess pressure in a zoning system is the Bypass damper. This method will take the excess pressure from the supply duct and return it back to the return duct. This is done by tapping into the supply air and running a duct back to the return air and mounting a bypass damper in that run (see below). EWC Controls by-pass dampers are PRD & CLBD (barometric) and the EBD (electronic), and the SBD (Smart Balancing By-Pass Damper).

Figure 2



Duct Sizing with Ultra-Zone

When tapping back into the return duct, the tap is recommended to be at least 6 ft. away from the equipment. The farther the better. This is done to ensure that the hot or cold air coming off the plenum has time to mix with the return air before going across the coil again. Temperature sensors are mandatory when using the bypass method. The sensors will prevent any damage to the equipment from overheating or coil freeze-up. EWC Controls includes the SAS (Supply Air Sensor) with every Ultra-Zone control panel. The use of a Hand Damper is recommended to be installed in the ByPass Return Run.

If the bypass is used, it would be sized to handle the excess pressure build up under the worst case scenario rule. The reason we use the worst case scenario is that this is the worst possible condition of airflow. This condition will cause the most excess pressure build up that is possible. The calculation is done by taking the total CFM capacity of the smallest zone, let's say 600 CFM, and subtract that from the total CFM of the system, let's say 2000 CFM.

Total system CFM	2000
<u>Less smallest zone's CFM</u>	<u>-600</u>
Bypass amount CFM	1400

The bypass duct would be sized to handle the 1400 CFM which would be the excess pressure when only that one zone calls. The excess air can also be routed through the bypass damper and "dumped" into an area that has access to an open return. This method will not provide the efficiency of the By-Pass Method. For by-pass damper CFM capacities, see the chart below.

The dump-zone method, which should only be used when it is not possible to install a connection between the supply and return, will provide some of the same benefits as the by-pass method. This method will still use a bypass damper, but it will not go through the return duct. The dump zone will take the excess pressure build-up and dump it into

a non-critical area of the home. Non-critical can be interpreted many ways, what EWC Controls has seen most commonly used are basements, entrance foyers, work shops or mechanical rooms. These areas are considered non-critical because they are non-living areas where temperature control is not as important. This method should be used responsibly by the installer. Determining what is a non-critical area is not to be taken lightly, this should be a thought-out process keeping the homeowners needs and expectations in mind.

Using some method of bypass is the most effective way to zone a home or building. Bypassing will accommodate the homeowners or occupants demand for a controlled environment. Some zoning systems call for bypassing the air into a zoned area, this however will NOT allow for maximum comfort. This method allows the bypassed air to over shoot the thermostats temperature set point. What this type of system does is leave the zone dampers partially open when they should be fully closed, allowing for the bypass air to flow into an already satisfied zone. This will negate the effect of zoning and drastically reduce the comfort level, and savings potential of the home. Zoning is the control of the airflow from the HVAC equipment that allows for Individual Room Temperature Control. With proper installation there is no reason why an individual room cannot maintain a one degree differential from set point.

Duct design will be uniquely different from one zoning job to another and because of that, unfortunately there is no single way of laying out a zoning system. What EWC Controls has tried to do is to give you the critical information that is needed before a zoning system can be installed. We have also tried to show a few common techniques that are being used by others who are installing EWC Controls zoning systems. These are just a few suggestions, other methods and techniques can be used if they are more successful for your applications. EWC Controls always recommends following ACCA Manual Zr specifications

Bypass Damper CFM Capacity

Rectangular	By-Pass CFM	Round	By-Pass CFM
12"x8"	1000	8"	400
12"x10"	1200	10"	700
12"x12"	1400	12"	1100
20"x8"	1600	14"	1700
20"x10"	2000	16"	2200
20"x12"	3000		

* @1400 fpm or .3" w.c.

As a barometer use 1400 fpm to achieve smaller by-pass runs at higher velocities.

(See Pages 15 & 16)



SAS Included



EWC Controls has built a truly innovative, plug-n-play 4 wire communicating zone system for any application. The UT-3000's design allows the zoning system to “Talk” to the equipment and thermostats to reduce labor time and optimize performance. This “Talk” feature allows the system to auto-configure itself without installer programming or setting dip switches.

The highly advanced UT-3000 is compatible with all communicating HVAC systems that are built on the ClimateTalk™ open protocol. The UT-3000, 3 zone system and expandable up to 5 zones, will also work with non-communicating 2 heat / 1 cool or 1 heat / 1 cool systems. This Hybrid design allows for maximum flexibility with one zone panel.

The UT-3000 produces a true proportional signal to control BTU capacity during operation. The output signal for the system is based on how many zones are calling and the temperature of the supply air. Based on these readings this unique feature will allow an ECM motor operating on the ClimateTalk™ protocol to function at it's lowest possible Cfm output, reducing the need for a by-pass damper to control static pressure. Any multi-stage or modulating hi-efficiency HVAC system that functions in ClimateTalk™ mode, will be operated in a manner that maximizes temperature control and minimizes blower speed and reduces by-pass function.

By monitoring the Supply Air temperature the UT-3000 will stage the HVAC equipment to optimize the comfort level while reducing energy consumption. Based on the demand for heating or cooling, i.e. how many zones are calling, how far out of range the supply air is from set point and the type of thermostats installed, the UT-3000 will produce the required amount of supply air to satisfy the demand. The flexibility of the UT-3000 allows the installer to change that demand level based on the customers expectations of the staging function.

The Supply Air Sensor feature is a constant monitoring device that sends vital data back to the UT-3000 in order for the system to function efficiently. Adjustable target set-points on the supply air sensor allow staging to occur in shorter or longer increments, as well as, allow system capacity to increase or decrease based on the target set-points. The adjustable set points allow for greater flexibility for all operating conditions giving the installer the ability to maximize energy savings and comfort.

MODEL UZC-4

(up to 4 heat & 2 cool)

SAS Included



MODEL UZC (Revision 4)

The Ultra-Zone Model UZC is a 4 zone control panel that features auto changeover between heating and cooling modes. The UZC will accept the first call of heating or cooling and turn the system on and close the dampers to the non-calling zones. If another zone calls for the opposite mode, the UZC will hold that call until the first call is satisfied or until a 20 minute timer has passed. Once accomplished, the UZC will go through a time delay to purge the conditioned air out of the system.

The purge time is the total time the fan will remain on with the last calling dampers remaining open. This can be either 1-1/2 or 3 minutes. The automatic changeover time is fixed at 4 minutes including the purge time. At the end of this time the system will activate the opposite mode of the HVAC system.


The UZC will control Single Stage 2, 3, & 4 Stage conventional, geothermal or Dual Fuel heat pumps, without the need for dual fuel kits. Also single or multi-stage gas, oil, & hydronic HVAC systems with either single or two stage cooling and constant or variable speed fan systems. Any and all of these systems can be controlled with most any off the shelf thermostats.

The UZC allows for the use of any type of thermostat on any zone with any type of HVAC equipment. This is done with a staging timer built into the UZC. A field adjustable timer between 7 – 42 minutes will energize the staging up when necessary if zones are not satisfying based upon the time set on the timer. This feature allows the installer to use single stage thermostats with multi-stage equipment, a very user friendly feature.

There are (2) two energy saving features that the UZC incorporates that can save homeowners more than 40% on utility bills. The first is our 50% rule. This feature will not allow staging up to occur if less than 50% of the zones are in demand. This will prevent the HVAC system from consuming unneeded energy. The second is using our OAS sensor with the UZC to sense the outside air temperature and also limit the staging up process if the temperature is too mild. The OAS works with an adjustable setting between 7 and 42 degrees, if the temperature is above the set point, again the UZC will prevent the use of unneeded energy consumption.

MODEL ZXM-2

(Expansion Panel)
(maximum 22 zones)



The UZC also features (2) two safety controls built into the panel. The first is its ability to have a “Fire Alarm Interlock”. If the UZC is wired into the fire alarm system and a signal is detected the UZC will shutdown the HVAC system and close all dampers. The second safety feature is “Demand Based Ventilation”. This allows the UZC to wire into a CO₂ monitor and control Fresh Air if needed. If the UZC detects a signal from the Carbon Dioxide monitor the panel will open all dampers, open the Fresh Air damper and turn the HVAC fan on, helping to vent the building.

Other Industry setting features include:

Electronic Bypass Damper Interface

Achieves “Latent Cooling” and “Quiet Mode” start up

Adjustable Supply Air Sensor

Prevents over heating or cooling

Adjustable Heat Differential Potentiometer

Allows the SAS to be mounted in any location

One Zone Feature

Allows one thermostat to control multiple zones for set back

Computer Watchdog Circuitry

Prevents lock-ups from power failures and power interruptions.

Manual and Automatic Thermal Circuit Breakers

Protects the UZC from wiring shorts

Dehumidify or Humidify Interface

Auxiliary contacts to help increase comfort operations

Return Air Monitoring

Enhanced HVAC energy savings

Variable Speed Interface

Slows down fan speed if less than 25% of zones are calling

For systems larger than 16 zones, call factory for pricing.

Product	List Price	Product	List Price
UZC-4	\$924.00	UZC-14	\$2,620.00
UZC-6	\$1,275.00	UZC-16	\$3,038.00
UZC-8	\$1,549.00	SAS	\$67.00
UZC-10	\$1,906.00	OAS	\$67.00
UZC-12	\$2,204.00	ZXM-2	\$406.00
		OAS-GT*	\$67.00

*Geothermal Applications

Zone Control Systems



BMPlus Series (up to 3 heat & 2 cool)

The BMPlus control panel is a single stage, two stage, dual fuel, and heat pump compatible panel controlling up to seven zones. The system features automatic changeover and fan control from any zone with a built in computer “watchdog circuit” to ensure proper operation. The BMPlus is supplied with an SAS sensor for high and low temperature limit control that has field adjustable temperature limits.

The control panel is compatible with any 3 or 4 wire thermostat on any zone and allows for single stage thermostats to control heat-pump or multi-stage equipment. The BMPlus is also compatible with any two stage heat pump thermostat which can be used in all zones. Our unique 50% rule (if set) will inhibit second stage if less than half of the total number of zones are calling. The intelligent design of the BMPlus eliminates the need for a dual fuel kit for heat pumps. The panel can control staging based on time or outdoor temperature with the optional OAS sensor.

The convenient “One Zone Mode” allows for the entire zoning system to be programmed from one location. This can be controlled by the thermostat or the optional VAC switch. This is great for vacation periods or night set back applications.

SAS Included



Model	List Price	Model	List Price
BMPlus-3000	\$467.00	XM-2	\$389.00
BMPlus-5000	\$638.00	SAS	\$67.00
BMPlus-7000	\$891.00	OAS	\$67.00



XM-2 (Expansion Panel) (maximum 7 zones)

The XM-2 is the expansion panel for the BMPlus series control panel. The XM-2 will allow the original (3) three zone panel to expand (2) two zones at a time. The XM-2 comes with a “plug-n-play” cable that will connect to the main panel.

Model	List Price
XM-2	\$389.00

OAS



VAC



Accessories

Model	List Price
OAS	\$67.00



NCM-300

The NCM-300 control panel is compatible with single stage systems, two stage heat systems and heat pump systems. The panel is configured for 2 or 3 zones and non-expandable. This is ideal for residential new construction allowing a very competitive product to be sold to the homebuilder. The NCM-300 features automatic changeover and fan control from any zone with a built in computer “watchdog circuit” to ensure proper operation. The panel is shipped with an SAS sensor for high and low limit protection control. The SAS has adjustable potentiometers for the heating and cooling limits for different geographical locations. The NCM-300 control panel is compatible with any 3 or 4 wire thermostat on any zone and allows for single stage thermostats to control heat pumps or multi-stage systems with an adjustable timer. The NCM-300 is also compatible with two-stage heat pump and dual fuel thermostats.

The opposing system timer ensures that no zone will starve for needed conditioned air, this can also be turned off to allow for maximum run times. The “One Zone” allows the occupants to flip a switch (VAC) and put the panel into vacation mode. This mode sets the zoning system based on the program of the zone one thermostat allowing the whole system to be programmed from one location. The LED bank allows for instant recognition and detection of system status for the installer.

SAS Included



The NCM-300 allows for dual transformer systems (ex. hydro-air, oil burners, hot water coils etc.) to wire up without the need for additional relays. We have incorporated an isolation relay on the NCM-300 to allow for easy wiring to these systems.

Model	List Price
NCM-300	\$401.00
RES	\$87.00

MODEL URD



MODEL RSD



PRICING FOR BOTH URD & RSD

Size	List Price	Size	List Price
4 URD	\$280.00	12 URD	\$310.00
6 URD	\$283.00	14 URD	\$356.00
7 URD	\$286.00	16 URD	\$411.00
8 URD	\$290.00	18 URD	\$499.00
9 URD	\$296.00	20 URD	\$561.00
10 URD	\$298.00	Spring Return	
		18 URD-TF24	\$874.00
		20 URD-TF24	\$936.00

Model URD & RSD Round Dampers

Model URD and RSD are round, single blade dampers with a shutoff seal that gives the damper a 98% closure. The motor for the URD has no moving switches or parts to burn out. The actuator possesses 18 in. lbs. of torque, manual gear release and powered open/powered close operations. The URD features “fail safe” LED’s that will indicate the position of the blade without the need to cut holes or remove the damper from the ductwork.

The positional LED’s will only illuminate when the blade is in the full open or full closed position. The RSD is a spring return motor. The damper is field reversible from power closed/spring open to power open/spring closed. The motor possesses 3" lbs. of torque. The 18" and 20" RSD’s have a motor with 18" lbs. of torque. The RSD has NO LEDS.

Options:

URD-SRE	24V Spring Return w/end switch	\$346.00
URD-SRE120	120V Spring Return w/end switch	\$346.00
URD-TF24	24V – 18 in LBS -Spring Return	\$500.00
URD-TF120	120 V - 18 in LBS -Spring Return	\$525.00
URD-LF24	24V – 35 in LBS -Spring Return	\$525.00
URD-LF120	120V – 35 in LBS -Spring Return	\$550.00
URD-LM24SR-T	Modulating Motor	\$400.00
URD-LM24-T	45 in LBS Motor 24 Volt	\$375.00
URD-L	5/8" round shaft-no motor	-\$30.00

MODEL SID



The Retrofit Solution

The SID (Slip-In-Damper) is the most user friendly retrofit damper available. The 1.5VA actuator allows up to 20 SID's on one EWC Controls zone panel with a 40va transformer. With a single cut the SID can be installed in seconds. The optional S1A (see page 17) end switch allows for increased flexibility. Optional 15 second motor (model SID-15s) is also available.

Model	List Price
4 SID	\$222.00
5 SID	\$224.00
6 SID	\$225.00
7 SID	\$233.00
8 SID	\$245.00
9 SID	\$266.00
10 SID	\$292.00

Motorized Dampers

Old Fashion Reliability With NEW State of the Art Technology

- Heavy Duty Frame
- Nylon Bushings for Quieter Operation
- Revolutionary Motor with greater Reliability
- LED's to Show Damper Operation
- Low Leakage
- Simple 3-wire Hook-up
- Motor is always mounted on second dimension specified

Options

ND-SRE	24V Spring Return w/end switch	\$346.00
ND-SRE120	120V Spring Return w/end switch	\$346.00
ND-TF24	24V – 18 in LBS -Spring Return	\$500.00
ND-TF120	120 V - 18 in LBS -Spring Return	\$525.00
ND-LF24	24V – 35 in LBS -Spring Return	\$525.00
ND-LF120	120V – 35 in LBS -Spring Return	\$550.00
ND-LM24SR-T	Modulating Motor	\$400.00
ND-LM24-T	45 in LBS Motor 24 Volt	\$375.00
ND-L	5/8" round shaft-no motor	-\$30.00

MODEL ND



MODEL ND-RSD



ND SERIES DAMPERS

The ND series of Ultra-Zone dampers was designed with the installer and homeowners in mind. This damper is easy to install and easy to checkout. The LED display allows the installer to visually check the damper operation. With a sturdier frame, the damper installs in the duct much faster and easier and the nylon bushings ensure quieter operation. This is a feature that homeowners will never hear about! Quieter operation and a longer life motor equals NO call backs.

The motor for the ND damper is driven by 18" lbs. of torque, possesses a manual gear release, 3 wire power open/power closed operation and fail-safe LED's for quick diagnostic checks. The motor is UL listed and NEMA Class 2 certified. The easy access, quick connecting terminal block eliminates the need for wire nuts and allows for trouble free use.

The ND damper has a 97% leak proof rating. Overlapping blades and a strong positive shut-off motor ensures accurate control of all zones. The ND dampers combined with an Ultra-Zone zoning system provides the most comfortable and reliable system in the industry.

The ND is available in 8" x 6" thru 30" x 30" in even inch increments. The motor will be mounted on the second dimension when ordered. For example, a 16" x 8" damper will have the motor mounted on the 8" dimension, while an 8" x 16" will have the motor mounted on the 16" dimension. This will alleviate the confusion between side mount and bottom mount dampers.

For added flexibility, ND dampers can also be provided with a spring return style motor. (Model ND-RSD). The ND-RSD is driven by 3" lbs. of torque without LEDs.

Note: Specify "spring closed" or "spring open" when ordering

Duct Board Adapters

The brackets are used to mount ND and ND-RSD style dampers to fiberglass duct boards. The brackets are 1" thick. Add the number "5" to the part number for 1.5" thick duct board. (Ex. DBA-10-5)



Model	List Price	Model	List Price
DBA-6	\$34.00	DBA-16	\$62.00
DBA-8	\$36.00	DBA-18	\$65.00
DBA-10	\$41.00	DBA-20	\$67.00
DBA-12	\$48.00	DBA-22	\$69.00
DBA-14	\$61.00	DBA-24	\$71.00

Pricing for both ND & ND-RSD

Side Mounts

8X6 ND	\$362.00
8X8 ND	\$366.00
10X6 ND	\$363.00
10X8 ND	\$369.00
10X10 ND	\$371.00
12X6 ND	\$372.00
12X8 ND	\$378.00
12X10 ND	\$398.00
12X12 ND	\$405.00
14X6 ND	\$381.00
14X8 ND	\$384.00
14X10 ND	\$405.00
14X12 ND	\$419.00
14X14 ND	\$425.00
16X6 ND	\$387.00
16X8 ND	\$389.00
16X10 ND	\$415.00
16X12 ND	\$424.00
16X14 ND	\$435.00
16X16 ND	\$451.00
18X6 ND	\$389.00
18X8 ND	\$394.00
18X10 ND	\$420.00
18X12 ND	\$435.00
18X14 ND	\$439.00
18X16 ND	\$455.00
18X18 ND	\$459.00
20X6 ND	\$401.00
20X8 ND	\$403.00
20X10 ND	\$435.00
20X12 ND	\$441.00
20X14 ND	\$449.00
20X16 ND	\$471.00
20X18 ND	\$488.00
20X20 ND	\$506.00
22X6 ND	\$403.00
22X8 ND	\$410.00
22X10 ND	\$441.00
22X12 ND	\$455.00
22X14 ND	\$462.00
22X16 ND	\$491.00
22X18 ND	\$522.00
22X20 ND	\$551.00
22X22 ND	\$584.00
24X6 ND	\$414.00
24X8 ND	\$418.00
24X10 ND	\$454.00
24X12 ND	\$468.00
24X14 ND	\$490.00
24X16 ND	\$513.00
24X18 ND	\$532.00
24X20 ND	\$554.00
24X22 ND	\$584.00
24X24 ND	\$620.00
26X6 ND	\$431.00

26X8 ND	\$436.00
26X10 ND	\$471.00
26X12 ND	\$488.00
26X14 ND	\$514.00
26X16 ND	\$541.00
26X18 ND	\$555.00
26X20 ND	\$580.00
26X22 ND	\$598.00
26X24 ND	\$624.00
26X26 ND	\$647.00
28X6 ND	\$436.00
28X8 ND	\$448.00
28X10 ND	\$480.00
28X12 ND	\$497.00
28X14 ND	\$527.00
28X16 ND	\$550.00
28X18 ND	\$570.00
28X20 ND	\$591.00
28X22 ND	\$615.00
28X24 ND	\$636.00
28X26 ND	\$655.00
28X28 ND	\$674.00
30X6 ND	\$445.00
30X8 ND	\$454.00
30X10 ND	\$496.00
30X12 ND	\$525.00
30X14 ND	\$555.00
30X16 ND	\$591.00
30X18 ND	\$621.00
30X20 ND	\$637.00
30X22 ND	\$667.00
30X24 ND	\$690.00
30X26 ND	\$729.00
30X28 ND	\$789.00
30X30 ND	\$827.00

Bottom Mount

8X10 ND	\$382.00
8X12 ND	\$387.00
8X14 ND	\$393.00
8X16 ND	\$398.00
8X18 ND	\$403.00
8X20 ND	\$415.00
8X22 ND	\$422.00
8X24 ND	\$432.00
8X26 ND	\$452.00
8X28 ND	\$459.00
8X30 ND	\$466.00
10X12 ND	\$414.00
10X14 ND	\$415.00
10X16 ND	\$424.00
10X18 ND	\$429.00
10X20 ND	\$450.00
10X22 ND	\$454.00
10X24 ND	\$468.00
10X26 ND	\$481.00
10X28 ND	\$496.00
10X30 ND	\$508.00
12X14 ND	\$433.00
12X16 ND	\$438.00
12X18 ND	\$451.00
12X20 ND	\$457.00
12X22 ND	\$471.00
12X24 ND	\$481.00
12X26 ND	\$500.00
12X28 ND	\$514.00
12X30 ND	\$537.00
14X16 ND	\$451.00
14X18 ND	\$455.00
14X20 ND	\$460.00
14X22 ND	\$477.00
14X24 ND	\$504.00
14X26 ND	\$529.00
14X28 ND	\$542.00
14X30 ND	\$572.00
16X18 ND	\$469.00
16X20 ND	\$486.00
16X22 ND	\$504.00
16X24 ND	\$530.00
16X26 ND	\$555.00
16X28 ND	\$565.00
16X30 ND	\$606.00
18X20 ND	\$502.00
18X22 ND	\$537.00
18X24 ND	\$548.00
18X26 ND	\$573.00
20X22 ND	\$569.00
20X24 ND	\$571.00

Note - Motor is always mounted on second dimension specified.

Note - If the First dimension is larger than the second dimension the damper is considered a Side Mount Damper.

If the Second dimension is larger than the first dimension the damper is considered a Bottom Mount Damper.

Pricing for both ND & ND-RSD

*Custom sizes in 1" increments are available, please call factory.

15 Second Motorized Dampers

MODEL URD-15S

Size	List Price	Size	List Price
5 URD-15S	\$320.00	12 URD-15S	\$347.00
6 URD-15S	\$320.00	14 URD-15S	\$393.00
7 URD-15S	\$322.00	16 URD-15S	\$449.00
8 URD-15S	\$326.00	18 URD-15S	\$539.00
9 URD-15S	\$331.00	20 URD-15S	\$601.00
10 URD-15S	\$333.00		

MODEL SID-15S

Model	List Price
4 SID-15s	\$247.00
5 SID-15s	\$249.00
6 SID-15s	\$250.00
7 SID-15s	\$257.00
8 SID-15s	\$268.00
9 SID-15s	\$288.00
10 SID-15s	\$306.00

Bottom Mount

8X10 ND-15S	\$426.00
8X12 ND-15S	\$432.00
8X14 ND-15S	\$437.00
8X16 ND-15S	\$445.00
8X18 ND-15S	\$448.00
8X20 ND-15S	\$460.00
8X22 ND-15S	\$469.00
8X24 ND-15S	\$478.00
8X26 ND-15S	\$499.00
8X28 ND-15S	\$507.00
8X30 ND-15S	\$514.00
10X12 ND-15S	\$459.00
10X14 ND-15S	\$460.00
10X16 ND-15S	\$470.00
10X18 ND-15S	\$474.00
10X20 ND-15S	\$496.00
10X22 ND-15S	\$501.00
10X24 ND-15S	\$516.00
10X26 ND-15S	\$530.00
10X28 ND-15S	\$545.00
10X30 ND-15S	\$557.00
12X14 ND-15S	\$479.00
12X16 ND-15S	\$485.00
12X18 ND-15S	\$497.00
12X20 ND-15S	\$504.00
12X22 ND-15S	\$518.00
12X24 ND-15S	\$530.00
12X26 ND-15S	\$550.00
12X28 ND-15S	\$562.00
12X30 ND-15S	\$588.00
14X16 ND-15S	\$497.00
14X18 ND-15S	\$502.00
14X20 ND-15S	\$508.00
14X22 ND-15S	\$525.00
14X24 ND-15S	\$553.00
14X26 ND-15S	\$578.00
14X28 ND-15S	\$593.00
14X30 ND-15S	\$623.00
16X18 ND-15S	\$517.00
16X20 ND-15S	\$534.00
16X22 ND-15S	\$553.00
16X24 ND-15S	\$580.00
16X26 ND-15S	\$606.00
16X28 ND-15S	\$617.00
16X30 ND-15S	\$661.00
18X20 ND-15S	\$551.00
18X22 ND-15S	\$588.00
18X24 ND-15S	\$598.00
18X26 ND-15S	\$624.00
20X22 ND-15S	\$620.00
20X24 ND-15S	\$622.00

Side Mounts

8X6 ND-15S	\$405.00
8X8 ND-15S	\$410.00
10X6 ND-15S	\$407.00
10X8 ND-15S	\$413.00
10X10 ND-15S	\$416.00
12X6 ND-15S	\$418.00
12X8 ND-15S	\$423.00
12X10 ND-15S	\$445.00
12X12 ND-15S	\$450.00
14X6 ND-15S	\$425.00
14X8 ND-15S	\$428.00
14X10 ND-15S	\$450.00
14X12 ND-15S	\$467.00
14X14 ND-15S	\$471.00
16X6 ND-15S	\$432.00
16X8 ND-15S	\$434.00
16X10 ND-15S	\$460.00
16X12 ND-15S	\$470.00
16X14 ND-15S	\$481.00
16X16 ND-15S	\$497.00
18X6 ND-15S	\$434.00
18X8 ND-15S	\$439.00
18X10 ND-15S	\$468.00
18X12 ND-15S	\$481.00
18X14 ND-15S	\$486.00
18X16 ND-15S	\$502.00
18X18 ND-15S	\$507.00
20X6 ND-15S	\$446.00
20X8 ND-15S	\$448.00
20X10 ND-15S	\$481.00
20X12 ND-15S	\$490.00
20X14 ND-15S	\$495.00
20X16 ND-15S	\$518.00
20X18 ND-15S	\$537.00
20X20 ND-15S	\$554.00
22X6 ND-15S	\$448.00
22X8 ND-15S	\$455.00
22X10 ND-15S	\$490.00
22X12 ND-15S	\$502.00
22X14 ND-15S	\$511.00
22X16 ND-15S	\$540.00
22X18 ND-15S	\$572.00
22X20 ND-15S	\$601.00
22X22 ND-15S	\$638.00
24X6 ND-15S	\$459.00

24X8 ND-15S	\$466.00
24X10 ND-15S	\$501.00
24X12 ND-15S	\$516.00
24X14 ND-15S	\$539.00
24X16 ND-15S	\$563.00
24X18 ND-15S	\$582.00
24X20 ND-15S	\$605.00
24X22 ND-15S	\$638.00
24X24 ND-15S	\$674.00
26X6 ND-15S	\$477.00
26X8 ND-15S	\$482.00
26X10 ND-15S	\$518.00
26X12 ND-15S	\$537.00
26X14 ND-15S	\$564.00
26X16 ND-15S	\$592.00
26X18 ND-15S	\$606.00
26X20 ND-15S	\$632.00
26X22 ND-15S	\$650.00
26X24 ND-15S	\$678.00
26X26 ND-15S	\$702.00
28X6 ND-15S	\$482.00
28X8 ND-15S	\$494.00
28X10 ND-15S	\$529.00
28X12 ND-15S	\$546.00
28X14 ND-15S	\$576.00
28X16 ND-15S	\$600.00
28X18 ND-15S	\$621.00
28X20 ND-15S	\$643.00
28X22 ND-15S	\$667.00
28X24 ND-15S	\$689.00
28X26 ND-15S	\$710.00
28X28 ND-15S	\$728.00
30X6 ND-15S	\$493.00
30X8 ND-15S	\$501.00
30X10 ND-15S	\$545.00
30X12 ND-15S	\$575.00
30X14 ND-15S	\$606.00
30X16 ND-15S	\$643.00
30X18 ND-15S	\$675.00
30X20 ND-15S	\$690.00
30X22 ND-15S	\$723.00
30X24 ND-15S	\$746.00
30X26 ND-15S	\$786.00
30X28 ND-15S	\$849.00
30X30 ND-15S	\$888.00

Note: Motor is always mounted on second dimension specified.

Static Pressure Control

The Smart By-Pass Damper automatically measures, monitors and maintains the designed operating static pressure of all HVAC systems in all modes of operation. The SBD will capture the total static pressure of the system during non-zoned mode, and modulate to maintain that static pressure during zoned mode. As zone dampers open and close the static pressure will fluctuate in the HVAC system. The SBD is designed to sense that static pressure fluctuation and will modulate to maintain the proper operating static pressure during zoning modes.

With our New NFC (Near Field Communication) function, using your Android Smartphone will allow you to access the SBD and adjust the Static Pressure, if needed, or allow you to view the static pressure value, system static setpoints, the SBD damper position, hours of operation and indoor fan activity. Our ZIP-BT-NFC adaptor will allow the use of any iOS Smartphone device to have the same access.



ZIP-BT-NFC

SBD



Size	List Price
8 SBD	\$697.00
10 SBD	\$726.00
12 SBD	\$779.00
14 SBD	\$819.00
16 SBD	\$1,052.00
18 SBD	\$1,159.00
20 SBD	\$1,193.00
ZIP-BT-NFC	\$352.00

SBD



Size	List Price
12X8 SBD	\$803.00
12X10 SBD	\$819.00
12X12 SBD	\$826.00
20X8 SBD	\$825.00
20X10 SBD	\$858.00
20X12 SBD	\$866.00

NOTE – We will make any size SBD Use with ND or URD style damper (See Page 11 & 13) Add'l charge to ND applies.

Model PRD pressure regulating damper is a single blade, barometric damper with a counter balanced weighted arm. The damper provides an economical solution for bypassing excess air when zone dampers close. Damper adjustment is done by adjusting the supplied weights and offsetting the arm. The dampers are reversible for Airflow Direction.

Other sizes available upon request.

Additional Arms and Weights

Part Name: PRD Weight and Arm List Price: \$36.00

Box of 10 Model # PRD Weights - 10

MODEL PRD



Rectangular	List Price	By-Pass CFM
12X8 PRD	\$195.00	1000
12X10 PRD	\$206.00	1200
12X12 PRD	\$219.00	1400
20X8 PRD	\$235.00	1600
20X10 PRD	\$247.00	2000
20X12 PRD	\$258.00	3000

@1400 fpm
Or .3" w.c.

As a barometer use 1400 Fpm to achieve smaller by-pass runs at higher velocities.

DISTRIBUTED AIR PRESSURE CONTROLLER

The DAPC is a great solution for jobs that have no room to install a by-pass or an application where you can't use a by-pass damper. The DAPC will monitor your HVAC system static pressure and the zone damper "open" and "close" commands from the EWC Controls zone panel. When the static is too high, the DAPC will modulate any non-calling "closed" zone dampers in order to control the static pressure. The DAPC can be customized to select any desired static pressure and can pick which zone damper(s) to open when needed. The DAPC is ready to use "out-of-the-box" and can automatically discover the system's static pressure. The balancing of static pressure into non-calling zones, or through the system is adjustable for installer convenience.



MODEL DAPC



Model	List Price
DAPC	\$535.00

Static Pressure Control

To download our App with the By-pass Calculator scan the QR Code



MODEL EBD

*Meets ACCA Manual Zr specifications.

MODEL PS-4



The EBD style by-pass are self-contained units that give you the static control mounted to the damper. It is an “all-in-one” design that makes the installation process much easier than most electronic by-pass dampers. The static pressure can be adjusted in the field between 0.1" to 4" of pressure. This is done by the turn of a set-screw. Requires 24VAC to operate. Tubing and pitot tube are included.

Size	List Price
8 EBD	\$608.00
10 EBD	\$638.00
12 EBD	\$679.00
14 EBD	\$697.00
16 EBD	\$949.00
18 EBD	\$1,047.00
20 EBD	\$1,084.00

Size	List Price
12X8 EBD	\$740.00
12X10 EBD	\$772.00
12X12 EBD	\$777.00
20X8 EBD	\$776.00
20X10 EBD	\$795.00
20X12 EBD	\$808.00

To order Pressure Switch **ONLY**

Model PS4	\$351.00
PS-4 Parts Bag	\$60.00

NOTE: We can make any size EBD. Use with ND or URD style damper. (See Page 11 & 13)

The CLBD – Constant Load By-Pass Damper is a revolutionary design that eliminates the guess work of setting a manual by-pass damper. The CLBD will allow the installer to set the desired static pressure of the damper with the simple turn of a setscrew. The damper is adjustable from .3" WC up to .8" WC. By turning the setscrew you can adjust the static pressure. The static pressure indicator window will show the installer what static the damper is adjusted to. During operation, a blade indicator viewing window will show the installer the blade position of the CLBD. The by-pass damper can be installed in any angle and any position which makes it a labor saving, simple design.

MODEL CLBD



Size	List Price
8 CLBD	\$220.00
10 CLBD	\$230.00
12 CLBD	\$243.00
14 CLBD	\$251.00
16 CLBD	\$270.00

Thermostats

EWT-601-2



Digital non-programmable, 1H/1C, 2 sq. in. display, battery or 24V hardwire Rh, Rc, C, Y, W, G, O, B

List \$90.00

EWT-725



5+1+1 programmable, 2H/1C heat pump, 4 sq. in. display, battery or 24V hardwire R, C, Y, W2, W/E, G, O, B

List \$350.00

List \$133.00

EWT-855



5+1+1 or 7 day or non-programmable, 3H/2C, 8 sq. in. display, battery or 24V hardwire Rh, Rc, C, Y, Y2, W/E, W2, G, O, B

List \$205.00


EWT-855iSH



Wifi enabled, works with iOS or Android app, 5+1+1 or 7 day or non-programmable, 4H/2C, 8 sq. in. display, 24V hardwired Rh, Rc, C, Y, Y2, W/E, W2, G, O, B

List \$350.00

EWT-755WHO



Wireless touchscreen, 5+1+1 or 7 day or non-programmable, with humidify and de-humidify, 3H/2C, 13 sq. in. display, battery or 24V hardwire Rh, Rc, C, Y, Y2, W1, W2, G, O, B, H, D

List \$541.00

RESTRICTING HAND DAMPERS

The hand damper is used to restrict airflow through the by-pass trunk during by-pass operation. These were designed to meet ACCA Manual Zr specification performance ratings and California Title 24 requirements.

(Available in all ND sizes. See Page 13)
Call for pricing.

RD-HD



ND-HD



Size	List Price
8 RD-HD	\$114.00
10 RD-HD	\$126.00
12 RD-HD	\$138.00
14 RD-HD	\$151.00
16 RD-HD	\$161.00
18 RD-HD	\$154.00

12X8 ND-HD	\$159.00
12X10 ND-HD	\$166.00
12X12 ND-HD	\$172.00
20X8 ND-HD	\$188.00
20X10 ND-HD	\$198.00
20X12 ND-HD	\$212.00

R4



A compact version of the RP4 Use for custom control applications.

List \$154.00

CPLS



Monitors cooling coil temperature and protects against coil freeze-up. Stops compressor below 37° and restarts above 47°. (Not adjustable) Mounts on a 3/4" suction line.

List \$51.00

Plate mounted (PT) or Foot mounted (F) 24V 40VA transformer for use with ULTRA-ZONE dampers and control systems.

List \$41.00

T40-VA-PT



T40-VA-F



HCD

Salesman's display of a complete 2 zone system in a neat, easy-to-carry case.



Special Order – Please Call

MRK



Motor replacement kit used for all styles of ND - URD and RDN dampers.

List \$200.00

MA-RSD



Replacement motor for ND-RSD and RSD style dampers.

List \$186.00

MA-15S



Replacement motor for ND – URD – or SID style dampers with a 15 second rotation. 3 wire power-open, power closed.

List \$275.00

Parts & Accessories

RAS



Return air sensor used to monitor temperature of the return duct.

List \$67.00

SAS



Supply air sensor used to monitor temperature of the supply air.

List \$67.00

MA-SRE



24V and 120V available.

Two wire spring return actuator. Used on SMD-SR, RD-SR, URD-SR & ND-SRE dampers.

List \$346.00

OAS



Outdoor air sensor used to monitor temperature of the outside air.

List \$67.00



MA-SBD

Replacement motor for SBD by-pass dampers.

List \$585.00

Alphabetical Product List

Item	List Price	Page #
BMPPlus		Page 10
CLBD		Page 16
CPLS	\$51.00	Page 18
DAPC	\$389.00	Page 15
DBA		Page 12
EBD		Page 16
EWT-601-2	\$90.00	Page 17
EWT-755WHO	\$541.00	Page 17
EWT-855	\$205.00	Page 17
EWT-855iSH	\$350.00	Page 17
EWT-725	\$133.00	Page 17
HCD		Page 18
HK2000	\$312.00	n/a
MA-15S	\$275.00	Page 18
MA-RSD	\$186.00	Page 18
MA-SBD	\$585.00	Page 19
MA-SRE	\$346.00	Page 19
MRK	\$200.00	Page 18
NCM-300	\$401.00	Page 10
ND		Page 12
ND-HD		Page 17
ND-L		Page 12
ND-LF120		Page 12
ND-LF24		Page 12
ND-LM24-T		Page 12
ND-LM24SR-T		Page 12
ND-MA15S		Page 14
ND-RSD		Page 12
ND-SRE		Page 12
ND-SRE120		Page 12
ND-TF120		Page 12
ND-TF24		Page 12
OAS	\$67.00	Page 19
OAS-GT	\$67.00	Page 9
PRD		Page 15
PRD-Weight and Arm	\$36.00	Page 15
PRD-Weights-10		Page 15
PS-4	\$351.00	Page 16
R4	\$154.00	Page 18

Item	List Price	Page #
RAS	\$67.00	Page 19
RD-HD		Page 17
RSD		Page 11
SAS	\$67.00	Page 19
SBD		Page 15
SID		Page 11
SID-15S		Page 14
T40-VA-F	\$41.00	Page 18
T40-VA-PT	\$41.00	Page 18
URD		Page 11
URD-15S		Page 14
UT-3000	\$930.00	Page 8
UZC		Page 9
XM-2	\$389.00	Page 10
ZIP-BT-NFC	\$352.00	Page 15
ZXM-2	\$406.00	Page 9

LIMITED WARRANTY

EWC Controls warrants its products to be free of any defect in material and workmanship for a period of five years from date of installation. All returns are subject to a restocking charge and MUST have prior authorization from EWC Controls to be returned. SPECIAL ORDER AND NON-STANDARD ITEMS ARE NOT RETURNABLE.

EWC Controls will inspect all returned items. If found to be defective in material or workmanship, the item will be replaced or credited per customer request. All items must be sent freight pre-paid.

Any item found not to be defective or out of warranty will be returned freight-collect.


EWC Controls will not be liable for any special, indirect, incidental, or consequential damages, including but not limited to, labor charges of any character in connection with the sale, resale or use of the item.

EWC Controls reserves the right to make changes without notice in design, application, and price in order to effect product improvement.

Scan for pricing



Scan for app



DISTRIBUTED BY:



385 HWY . 33 ENGLISHTOWN, NJ 07726
Phone: 800-446-3110 Fax: 732-446-5362
www.ewccontrols.com

